


PERCUSSION



BEGINNING BAND MUSIC BOOK

NAME _____



PART 1

BANDMATE CHROMATIC TUNER
FREE DOWNLOAD!



FREE APP FOR APPLE & ANDROID
www.BandmateTuner.com

BAND KARATE BELT SYSTEM

PLAY WITH ALL PERCUSSIONIST UNLESS SPECIFIED

SILVER BELT

#43 "Twinkle D.C." | Rhythms 33-40 | #47 "Mary" | #50 "Laughing"

BLACK BELT - ALMOST THERE!

#40 "Twinkle" | Rhythms 25-32 | #42 "Saints" | #45 "Ode"

GREEN BELT

#31 Snare Line | Rhythms 21-24 | #35 "Frere" | #39 "Old Mac"

RED BELT - HALFWAY POINT!

#24 Snare Line | #25 Tamb. Line | Rhythms 17-20 | #27 "Aura" | #32 "Donkey"

PURPLE BELT


#17 Snare Line | Rhythms 9-16 | #19 "Miss Mary" | #23 "Jim Along"

BLUE BELT

#14 "Hot Crossed" | Rhythms 5-8 | #15 "Au Clare" | #18 "Mary Had"

WHITE BELT

#8 w/ Sticking Opt. D | Rhythms 1-4 | #11 "Starlite" | #12 "Rumba"



RHYTHM STUDIES - 2

9 $\frac{4}{4}$

10 $\frac{4}{4}$

11 $\frac{4}{4}$


12 $\frac{4}{4}$

13 $\frac{4}{4}$

14 $\frac{4}{4}$

15 $\frac{4}{4}$

16 $\frac{4}{4}$



RHYTHM STUDIES - 3

17 $\frac{4}{4}$

18 $\frac{4}{4}$

19 $\frac{4}{4}$


20 $\frac{4}{4}$

21 $\frac{4}{4}$

22 $\frac{4}{4}$

23 $\frac{4}{4}$

24 $\frac{4}{4}$



RHYTHM STUDIES - 4

25 $\frac{4}{4}$

26 $\frac{4}{4}$

27 $\frac{4}{4}$


28 $\frac{4}{4}$

29 $\frac{4}{4}$

30 $\frac{4}{4}$

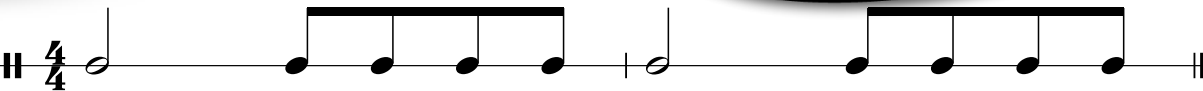
31 $\frac{4}{4}$

32 $\frac{4}{4}$

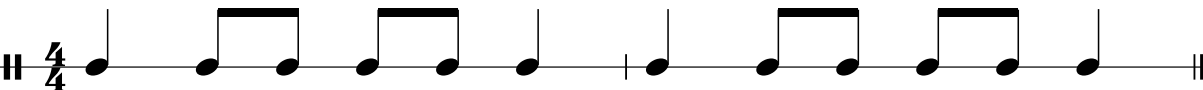


RHYTHM STUDIES - 5

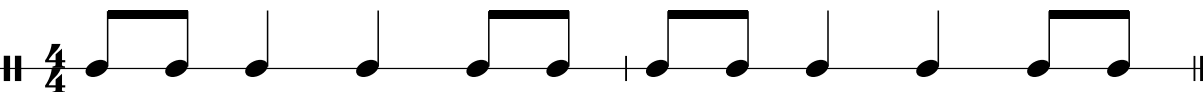
33



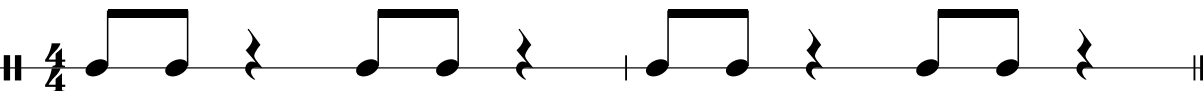
34



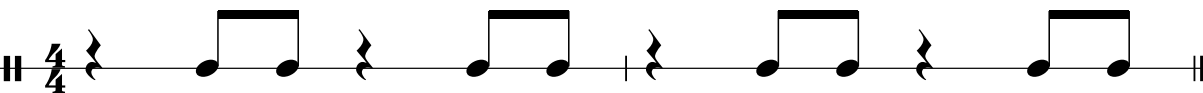
35



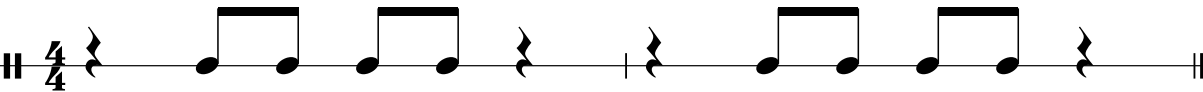
36



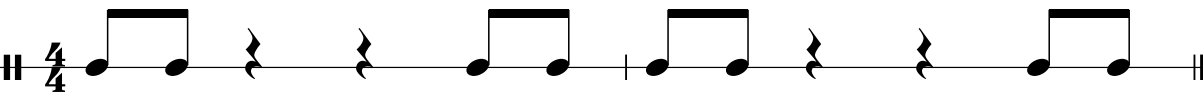
37



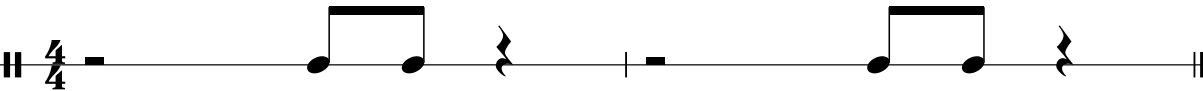
38




39



40





BEGINNING BAND 1ST NOTES

4 3RD NOTE DOWN

SD
H 4/4
BD

5 DOWN & UP


SD
H 4/4
BD

6 DOUBLE UP

SD
H 4/4
BD

7 3 IN THE MIX

SD
H 4/4
BD



BEGINNING BAND 1ST NOTES



SNARE DRUM
(SD)

TRIANGLE
(TRI or TGL)

BASS DRUM
(BD)

TAMBOURINE
(TAMB)

STICK HEIGHTS

LEVEL 3
APPROX. 9 INCHES

LEVEL 2
APPROX. 5 INCHES

LEVEL 1 (PREFERRED)
APPROX. 1.5 INCHES



STICKING
OPTIONS FOR
SNARE:

- A** - Combined
- B** - R R R R
- C** - L L L L
- D** - SD: Right on Rim Clicks.
BD: Left on Snare Head.

8

QUARTER ATTACK

SD 4/4
BD 4/4

9


DUET DUEL

ALTERNATIVE B LINE:
TRIANGLE (TOP) & TAMBOURINE (BOTTOM)

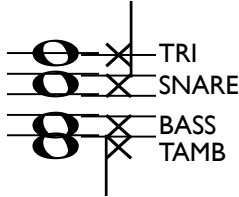
A SD
BD

B SD or TRI
BD or TAMB

BEGINNING BAND NEXT 2 NOTES



5 LINE STAFF



STICKING A - Combined
 OPTIONS FOR B - R R R R
 SNARE: C - L L L L
 D - SD: Right on Rim Clicks.
 BD: Left on Snare Head.

TRIANGLE ROLL
 RAPIDLY HIT BETWEEN 2 SIDES IN THE CORNER

TAMBOURINE ROLL
 RAPIDLY SHAKE IN A TWISTING MOTION

RIM CLICK
 FOR SNARE
 OR BASS

ACCENT
 BRING THAT NOTE
 OUT BY HITTING
 ONE LEVEL HIGHER

13 TWO NOTES LOWER

SD
BD

4/4

14 HOT CROSSED BUNS

SD
BD


4/4

15 AU CLARE DE LA LUNE

ALTERNATIVE INSTRUMENTS:
 SNARE RIM (TOP) & BASS DRUM RIM (BOTTOM)
 IGNORE ROLLS AT THE END

TRI
TAMB

4/4



BEGINNING BAND NEXT 2 NOTES

16 GENTLY SLEEP

MUSICIANSHIP CHALLENGE:
TRY TO MIMIC AN ALARM CLOCK

TRI
SD on Rim

BD on Rim

17 DOWN BY THE STATION

MUSICIANSHIP CHALLENGE:
TRY TO MIMIC A TRAIN

SD

BD
TAMB

18 MARY HAD A LITTLE LAMB


SD - SNARES OFF

BD



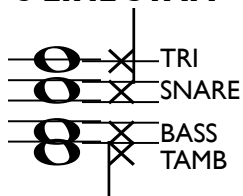
THIS IS WHY WE
CLEAN OUR HORNS!!!

BEGINNING BAND 4 NOTE SONGS



RIM CLICK
FOR SNARE
OR BASS

5 LINE STAFF



TRIANGLE ROLL
RAPIDLY HIT BETWEEN 2 SIDES IN THE CORNER

TAMBOURINE ROLL
RAPIDLY SHAKE IN A TWISTING MOTION



SNARE STICK SHOT (SS)
HOLD ONE STICK AGAINST DRUM HEAD AND RIM & HIT IT WITH THE OTHER STICK

ACCENT
BRING THAT NOTE OUT BY HITTING ONE LEVEL HIGHER

19 MISS MARY MACK

TRI
SD

BD
TAMB

20 PEPPERONI PIZZA


TRI
TAMB

21 NORWEGIAN FOLK SONG

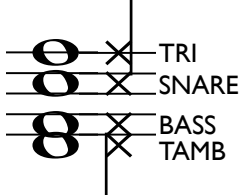
TRI
SD on Rim

BD on Rim

BEGINNING BAND STRIVE FOR FIVE



5 LINE STAFF



ACCENT
BRING THAT NOTE OUT BY HITTING ONE LEVEL HIGHER



R L R R L R L L
SINGLE PARADIDDLE

ALTERNATE STICKING THE FIRST 2 EIGHTH NOTES, THEN REPEAT STICK THE FINAL 2 EIGHTH NOTES.

22 FIVE NOTE PATTERN

SD
BD

4/4

23 JIM ALONG JOSIE

SD

BD

4/4

24 GO TELL AUNT RHODIE


SD

BD

4/4

R L R R L R L L R L R R L R L L

BEGINNING BAND STRIVE FOR FIVE



R L R R L R L L SINGLE PARADIDDLE

ALTERNATE STICKING THE FIRST 2 EIGHTH NOTES, THEN REPEAT STICK THE FINAL 2 EIGHTH NOTES.



RIM CLICK
FOR SNARE
OR BASS

TRIANGLE ROLL
RAPIDLY HIT BETWEEN 2 SIDES IN THE CORNER

TAMBOURINE ROLL
RAPIDLY SHAKE IN A TWISTING MOTION



SS **SNARE STICK SHOT (SS)**

HOLD ONE STICK AGAINST DRUM HEAD AND RIM & HIT IT WITH THE OTHER STICK

ACCENT
BRING THAT NOTE OUT BY HITTING ONE LEVEL HIGHER

25 MERRILY WE ROLL ALONG

TRI
SD

BD
TAMB


26 LIGHTLY ROW

SD on Rim

BD on Rim

27 AURA LEE

TRI
TAMB



BEGINNING BAND STRIVE FOR FIVE

28 JINGLE BELLS

TRI
SD

BD
TAMB

(BD RIM)

(BD)

(BD RIM)


29 REST STOP

TRI
SD

BD
TAMB

30 DREYDL DREYDL

TRI
TAMB



BEGINNING BAND STRIVE FOR FIVE

31 GOOD KING WENCESLAS

SD
H 2/4
TAMB or BD on Rim

32 DONKEY ROUND

ALTERNATIVE B LINE:
TRIANGLE (TOP) & TAMBOURINE (BOTTOM)

A SD
H 4/4
BD

B TRI
H 4/4
TAMB

① SD BD ON RIM ON HEAD

A SD
H
BD

B TRI
H
TAMB

②


A SD
H
BD

B TRI
H
TAMB

33 LITTLE FISH


SD
H 3/4
BD

BEGINNING BAND ADD 6 TO THE MIX



R L R R L R L L SINGLE PARADIDDLE

ALTERNATE STICKING THE FIRST 2 EIGHTH NOTES, THEN REPEAT STICK THE FINAL 2 EIGHTH NOTES.



SUSPENDED CYMBAL (SUSP CYM)



SS SNARE STICK SHOT (SS)

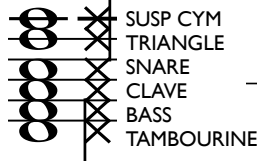
HOLD ONE STICK AGAINST DRUM HEAD AND RIM & HIT IT WITH THE OTHER STICK



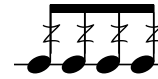
ACCENT

BRING THAT NOTE OUT BY HITTING ONE LEVEL HIGHER

5 LINE STAFF



CLAVES (CLA)



BUZZ ROLL

ALLOW STICK TO HIT MULTIPLE TIMES

34 LONDON BRIDGE

SD
CLA

35 FRERE JACQUES


SD
BD

36 MORNING FROM PEER GYNT

MUSICIANSHIP CHALLENGE:
TRY TO MIMIC BIRDS

SUSP CYM w/ Stick Tip
TRI
CLA
BD on Rim
TAMB

BEGINNING BAND ADD 6 TO THE MIX



R L R R L R L L SINGLE PARADIDDLE

ALTERNATE STICKING THE FIRST 2 EIGHTH NOTES, THEN REPEAT STICK THE FINAL 2 EIGHTH NOTES.



CYMBAL SCRAPE

USE A COIN TO SCRAPE DOWN THE CYMBAL



SS SNARE STICK SHOT (SS)

HOLD ONE STICK AGAINST DRUM HEAD AND RIM & HIT IT WITH THE OTHER STICK



TRIANGLE ROLL

RAPIDLY HIT BETWEEN 2 SIDES IN THE CORNER



ACCENT

BRING THAT NOTE OUT BY HITTING ONE LEVEL HIGHER



BUZZ ROLL

ALLOW STICK TO HIT MULTIPLE TIMES

37 THIS OLD MAN

SD - SNARES OFF
TRI

Musical score for 'This Old Man' in 4/4 time. The score includes parts for Snare Drum (SD) and Triangle (TRI). The snare drum part features 'snare stick shots' (SS) and a 'triangle roll' (TRI) in the final measure. The triangle part has a 'triangle roll' (TRI) in the final measure. The bass drum (BD) and tambourine (TAMB) parts provide a steady accompaniment.

38 THE SNAKE CHARMER

SUSP CYM
SD - SNARES OFF


Musical score for 'The Snake Charmer' in 4/4 time. The score includes parts for Suspended Cymbal (SUSP CYM), Snare Drum (SD), and Clarinet (CLA). The snare drum part features 'cymbal scrapes' (SUSP CYM) and a 'triangle roll' (TRI) in the final measure. The clarinet part has a 'triangle roll' (TRI) in the final measure. The bass drum (BD) and tambourine (TAMB) parts provide a steady accompaniment.

39 OLD MAC DONALD

SUSP CYM
CLA

Musical score for 'Old MacDonald' in 2/4 time. The score includes parts for Suspended Cymbal (SUSP CYM) and Clarinet (CLA). The suspended cymbal part features 'cymbal scrapes' (SUSP CYM) and a 'triangle roll' (TRI) in the final measure. The clarinet part has a 'triangle roll' (TRI) in the final measure. The bass drum (BD) and tambourine (TAMB) parts provide a steady accompaniment.

MUSICIANSHIP CHALLENGE:
TRY TO MIMIC A CHICKEN



BEGINNING BAND ADD 6 TO THE MIX

40 TWINKLE TWINKLE LITTLE STAR


TECHNIQUE CHALLENGE:
TRIANGLE VIRTUOSO

TRI 4/4

41 PEACE LIKE A RIVER


TECHNIQUE CHALLENGE:
I MAN BAND - PLAY ALL 3 LINES BY YOURSELF

SUSP CYM - Stick Tip
SD
BD



YOU CAN'T BUILD A
BAND WITH MISSING
PIECES...
IT WILL FALL OVER.

BEGINNING BAND ADD 6 TO THE MIX



R L R R L R L L
SINGLE PARADIDDLE

ALTERNATE STICKING THE FIRST 2 EIGHTH NOTES, THEN REPEAT STICK THE FINAL 2 EIGHTH NOTES.



BUZZ ROLL
ALLOW STICK TO HIT MULTIPLE TIMES



CYMBAL SCRAPE
USE A COIN TO SCRAPE DOWN THE CYMBAL



SS
SNARE STICK SHOT (SS)

HOLD ONE STICK AGAINST DRUM HEAD AND RIM & HIT IT WITH THE OTHER STICK



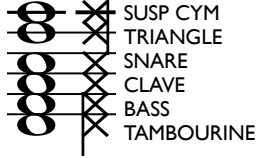
TRIANGLE ROLL
RAPIDLY HIT BETWEEN 2 SIDES IN THE CORNER

TAMBOURINE ROLL
RAPIDLY SHAKE IN A TWISTING MOTION



ACCENT
BRING THAT NOTE OUT BY HITTING ONE LEVEL HIGHER

5 LINE STAFF



42 SAINTS GO MARCHING IN

SD SS SS SS

BD

TAMB

R L R R L R L L

R L R R

R L R R L R L L

1. 2.

43 TWINKLE WITH A D.C. AL FINE


TECHNIQUE CHALLENGE:
TAMBOURINE VIRTUOSO

Fine

TAMB


4/4

D. C. al Fine




BEGINNING BAND ADD 6 TO THE MIX

44 LONDON BRIDGE D.C. AL CODA

To Coda 

D.C. al Coda

SD
CLA



45 ODE TO JOY

TRI
SD

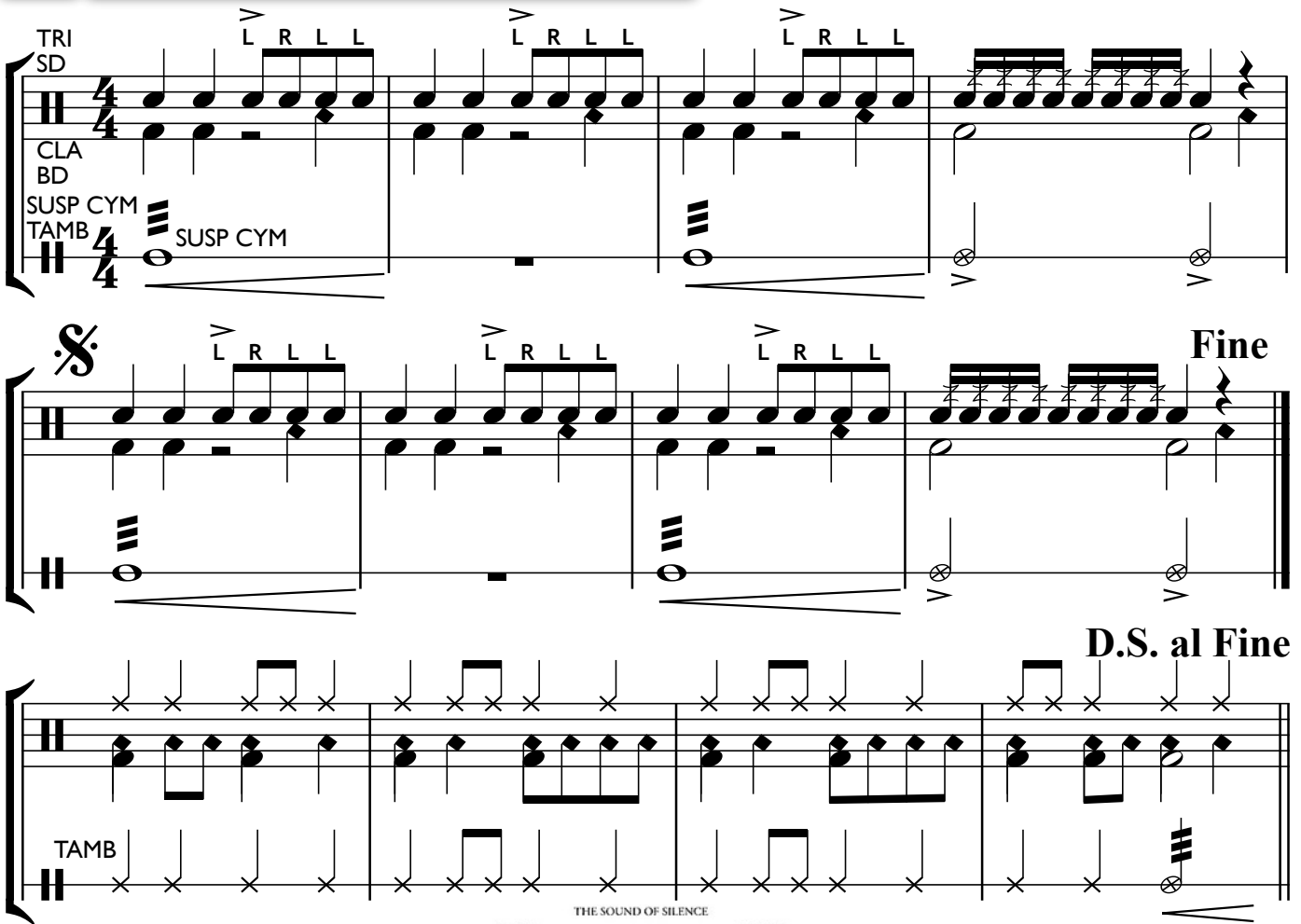
CLA
BD

SUSP CYM
TAMB

SUSP CYM


Fine

D.S. al Fine




THE SOUND OF SILENCE

Larghissimo



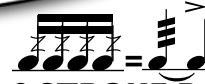
E.N. Zemanek

BEGINNING BAND 1 MORE BELOW



R L R R L R L L SINGLE PARADIDDLE

ALTERNATE STICKING THE FIRST 2 EIGHTH NOTES, THEN REPEAT STICK THE FINAL 2 EIGHTH NOTES.



9 STROKE ROLL

1 BEAT BUZZ ROLL ENDING WITH A TAP ON THE 2ND BEAT



SS SNARE STICK SHOT (SS)

HOLD ONE STICK AGAINST DRUM HEAD AND RIM & HIT IT WITH THE OTHER STICK

ACCENT
BRING THAT NOTE OUT BY HITTING ONE LEVEL HIGHER



RIGHT FLAM

LEFT FLAM

FLAM DOUBLE HIT W/ ONE HAND AT LEVEL 3 AND ONE HAND AT LEVEL 1 (SLIGHTLY STAGGERED)



17 STROKE ROLL

2 BEAT BUZZ ROLL ENDING WITH A TAP ON THE 3RD BEAT

46 DOWN ONE MORE

SD 4/4


BD

47 MARY ANN

SUSP CYM stick tip

SD

CL TAMB



BEGINNING BAND 1 MORE BELOW

48 POLLY WOLLY DOODLE

SD 4/4

BD 4/4

LR

SS

R L R R L R L L

R L R R

49 SHOO, FLY

TECHNIQUE TIP:

ONLY SINGLE STROKE ROLL SUSP. CYMBALS

SUSP CYM (Mallets)

CL

BD

50 LAUGHING SONG

TECHNIQUE CHALLENGE:
SNARE DRUM VIRTUOSO

SD 2/4

SS

R L R R

L R L L

51 7 NOTE PATTERN

TRI

SD


CL

BD

On Rim

On Head

R L R R




52 FOUR PART LITTLE STAR

SD 2/4
SUSP CYM 2/4
TRI 2/4
CL 2/4
TAMB 2/4
BD 2/4

R L R R L R L L

SD 2/4
SUSP CYM 2/4
TRI 2/4
CL 2/4
TAMB 2/4
BD 2/4

R L R R L R L L



BEGINNING BAND 4 PART SONGS

A SD

B SUSP
CYM
TRI

C CL
TAMB

D BD


A SD

B SUSP
CYM
TRI

C CL
TAMB

D BD

> R L R R > L R L L > > R L R R > L R L L >



BEGINNING BAND EXERCISES

53 Bb SCALE

SD
BD

4/4

54 Bb SEQUENCE


SD
BD

4/4

55 Bb ELEVATOR

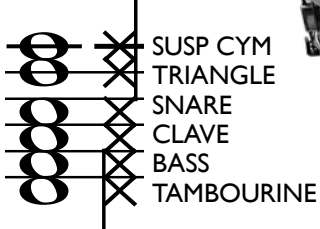
SUSP CYM
TRI
SD
CL
BD
TAMB

4/4



PERCUSSION TECHNIQUE CHART

5 LINE STAFF



STICK HEIGHTS

LEVEL 3
APPROX. 9 INCHES

LEVEL 2
APPROX. 5 INCHES

LEVEL 1 (PREFERRED)
APPROX. 1.5 INCHES



TRIANGLE ROLL

RAPIDLY HIT BETWEEN 2 SIDES IN THE CORNER

TAMBOURINE ROLL

RAPIDLY SHAKE IN A TWISTING MOTION



SNARE STICK SHOT (SS)

HOLD ONE STICK AGAINST DRUM HEAD AND RIM & HIT IT WITH THE OTHER STICK



RIM CLICK

FOR SNARE OR BASS



ACCENT

BRING THAT NOTE OUT BY HITTING ONE LEVEL HIGHER



R L R R L R L L

SINGLE PARADIDDLE

ALTERNATE STICKING THE FIRST 2 EIGHTH NOTES, THEN REPEAT STICK THE FINAL 2 EIGHTH NOTES.




CYMBAL SCRAPE

USE A COIN TO SCRAPE DOWN THE CYMBAL



RIGHT FLAM LEFT FLAM

FLAM DOUBLE HIT W/ ONE HAND AT LEVEL 3 AND ONE HAND AT LEVEL 2 (SLIGHTLY STAGGERED)



BUZZ ROLL

ALLOW STICK TO HIT MULTIPLE TIMES



9 STROKE ROLL

1 BEAT BUZZ ROLL ENDING WITH A TAP ON THE 2ND BEAT



17 STROKE ROLL

2 BEAT BUZZ ROLL ENDING WITH A TAP ON THE 3RD BEAT

GO ONLINE TO WATCH PERFORMANCES

FLUTE

Nina Perlove
Hubert Laws
Dave Valentin
James Galway
Greg Pattillo
Julius Baker
Robert Aitken
Jean-Pierre Rampal
Jeanne Baxtresser
Benny Goodman
Artie Shaw
Woody Herman
Buddy DeFranco
Pete Fountain
David Shifrin
Richard Stoltzman
Julian Bliss
Larry Combs
Stanley Drucker
Thea King
Mitchell Lurie

CLARINET

Branford Marsalis
John Coltrane
Ben Webster
"Fathead" Newman
Harry Carney
Gerry Mulligan
Dana Colley
Ronnie Cuber
Hermann Baumann
Dennis Brain
Dale Clevenger
Philip Farkas
Barry Tuckwell

BARISAX



Joseph Alessi
Wycliffe Gordon
Christian Lindberg
Slide Hampton
Delfeayo Marsalis
Rubin Eubanks
Christian Lindberg
Ralph Sauer

HORN

Steven Mead
Loren Marsteller
Rich Matteson
Brian Bowman
Leonard Falcone

BARITONE

FAMOUS INSTRUMENTALISTS

Tommy Johnson
Roger Bobo
Jim Self
Doug Tournoquist
Sam Pfaffian
Dan Peratoni
Patrick Sheridan
Baadsvik Oystein

TRUMPET

Wynton Marsalis
Arturo Sandoval
Maynard Ferguson
Chris Botti
Bill Chase
Dizzy Gillespie
Wayne Bergeron
Allen Vizzutti
Chuck Mangione
Jens Lindemann

TUBA

Max Roach
Keiko Abe
Vic Firth
Lionel Hampton
Roy Ayers

Gerald Albright
Candy Dulfer
Charlie Parker
"Cannonball" Adderly
Johnny Hodges
Dr. Otis Murphy
Dr. Eugene Rousseau
Dale Underwood
Maceo Parker

ALTO SAX

PERCUSSION